


HEAVY DUTY SHELVING SYSTEMS



Double Decker Mobile Shelving



Double Decker Mobile is an innovative space saving storage system from Godrej Storage Solutions. The system is designed to provide more capacity as compared to a mobile shelving system or a multi tier shelving system across two floors. This system is constructed without a mezzanine which eliminates additional columns for external support.

FEATURES

Double Decker Mobile comes with a wide range of features:

- Optimum utilization of vertical space
- Ergonomic in operations
- In- built mezzanine
- Effortless and fast access
- Energy saving system
- Designed to store a variety of SKUs

APPLICATION

- Auto & Auto Ancillary units
- Pharmaceutical manufacturing units
- Distribution Centres
- Hospitals & Hotels
- Archives
- Record Management Service Providers
- Pharmaceutical companies
- Financial Institutions
- Government Institutions
- Educational Centers

- Research Institutions
- Art Galleries
- Museums

Boltless Shelving



A contemporary shelving of boltless construction for light load applications. It offers user friendly accessories to suit various industry applications such as automotive spares, light engineering components and apparels.

Features & Benefits:

- Excellent Aesthetics
- Easy & Quick Shelf Adjustment
- Expandable with more Add-Ons
- Adaptable to standard bin sizes
- Upgrade on Mobile Bases

Mobile Compactor Shelving



Godrej Mobile Shelving is an innovative space saving storage system with storage units mounted on mobile trolleys, thereby eliminating un-productive aisles. It has a simple and elegant construction with minimal maintenance and no service costs.

The main advantage of the system is that it saves and/or makes best use of the space as more storage units can be accommodated on the same floor area. Thus Godrej Mobile Shelving virtually doubles your storage capacity. Ideal for high density document & industrial storage applications, excellent flexibility, functionality and aesthetics are added features of this space saving system. This system is ideal for storing files, stationary, bulk documents, manuals, tapes, computer disks, perishable goods, laboratory equipment, packaging material and other high value items with restricted access. The effort required for the movement of the storage unit is about 0.05% of the dead load.

BENEFITS

Better use of Space: Only one aisle is needed between run of shelving which can increase utilization close to 100%. Ideal for storing bulk documents, archival storage, maintenance stores, Quality Assurance departments, etc.

Security: The design of the system can prevent access by unauthorized people. It also limits the spread of dust etc.

Effortless Movement: Anti-friction bearings and efficient drive mechanism ensures easy and smooth movement.

Easy Adaptation: The wide range of sizes available allows the system to maximize available cubic space. Its light tone finish blends with any environment.

Aesthetics: Scratch resistant, uniform and lasting finish that remains attractive for years. Wide variety of colour combinations is available.

Easy Assembly: Its modular construction makes assembly and handling easy. Hardly needs any maintenance.

ACCESSORIES

- Step Ladder
- Aisle indicator
- Central locking
- Individual doors
- Pull out drawers
- Pigeon holes panels
- Wire mesh shelves
- Light fittings
- Bar coding integration
- Instadex file pocket cradles

APPLICATION

- Auto & Auto Ancillary units
- Light Engineering

Pharmaceutical manufacturing units
Defence sector
Distribution Centres
Hospitals & Hotels
Archives
Record Management Service Providers
Pharmaceutical companies
Financial Institutions
Government Institutions
Educational Centres
Research Institutions
Art Galleries
Museums

Flow Shelving



Gravity enlivened shelving system suitable for replenishment of SKUs. Smooth movement of bins/cartons from replenishing aisle to picking aisle by gravity rollers ensures faster picking rate

Motorized Mobile Shelving



Motorized Mobile is an innovative space saving storage system from Godrej Storage Solutions. Based on the latent needs of the users, the system is designed to operate on password authentication with 3 user access levels. The inbuilt safety features ensure safer pickup. The advanced automation facilitates effortless and easy access. The system is built to store a range of SKUs.

FEATURES

Motorized Mobile comes with a wide range of features:

User login and password for secure storage

Human access sensor for safe operations

PLC control enabling economic and flexible adaptations

Flexible storage system which ensure storage of a wide range of SKUs

Lead free powder coating for a healthy atmosphere

Smart lighting which saves energy

APPLICATION

Auto & Auto Ancillary units

Light Engineering

Pharmaceutical manufacturing units

Defence sector

Distribution Centres

Hospitals & Hotels

Record Management Service Providers
Pharmaceutical companies
Financial Institutions
Government Institutions
Educational Centres
Research Institutions
Art Galleries
Museums

Long Span Shelving



Longspan Shelving (X Span) is ideally suited for items which are light / medium in weight and voluminous in nature. X span finds various applications in Auto, Apparel, Engineering sectors.

SIZE

Span: 1200 mm – 2500 Width

Depth: 450 mm – 1200 mm

Heights: 1500 mm – 7000 mm

SALIENT FEATURES OF LONGSPAN SHELVING (X SPAN):

Loading levels can be provided at a pitch of 50 mm there by levels can be customised based on height of the SKU being stored.

Unique design makes it possible to offer decking level with the following options:

Steel decking

Wooden decking

Mesh decking

Each loading level can be divided into compartments depending on customers need.

Height of compartments offered

Depth of compartments offered

Light duty system can be offered for varying heights as under:

Single Tier

Two Tier

Three Tier

Walkways can be provided depending on the load requirements and can be offered with the following options.

Steel panels

Perforated panels

Gratings

Wooden walkways

System can be integrated with suitable material handling equipment for carrying material to various tiers and accessory components:

Chutes: Inclined plane having guided passage where materials can be moved unidirectionally under gravity.

Freight Lifts/Vertical Reciprocating Conveyor (VRC): cost effective, safe, and easy way to move materials from one elevation to another.

Conveyors to move material in vertical or horizontal planes.

Pick to Light & Put Light Digital Systems.

Special designs for Sub-Zero temperature (Cold room applications) are also possible.

Seismic resistant designs can be provided on requirement

Heavy Duty Shelving



Heavy duty shelving is a simple storage solution which facilitates storage of non palletized items. It is ideal for large variety of medium to big sized items that can be handled manually. This enables managing flexibility of managing variety of items and higher levels can be reached by providing catwalks and multi-tier systems.

SIZE

Span: 1200 mm – 4000 Width

Depth: 450 mm and higher

Heights: 1500 mm – 20000 mm

SALIENT FEATURES OF HEAVY DUTY SHELIVING:

Loading levels can be provided at a pitch of 50 mm there by levels can be customised based on height of the SKU being stored.

System can be integrated with suitable material handling equipment for carrying material to various tiers and accessory components:

Chutes: Inclined plane having guided passage where materials can be moved unidirectionally under gravity.

Freight Lifts/Vertical Reciprocating Conveyor (VRC): cost effective, safe, and easy way to move materials from one elevation to another.

Conveyors to move material in vertical or horizontal planes.

Pick to Light & Put to Light Digital Systems

Multi-tier systems as high as 10 tier can be provided.

Fully fabricated staircases are provided for stability.

Wide range of accessories available:

Decking surfaces

Wire mesh
Wooden decking
Steel decking

Walkways

- a. Gratings
- b. Plain steel decking
- c. Perforated steel decking
- d. Wooden

Loading Gate

Platform

Aisle Placards & Signages

Special designs for Sub-Zero temperature (Cold room applications) are also possible.
Seismic resistant designs can be provided on requirement.

Column Based Mezzanine System



Godrej Column based Mezzanine floor system is a light weight steel flooring system provided at a suitable height from ground. Vertical columns which are grouted support the grid created by the horizontal beams on which decking panels are assembled.

The system could be configured to suit the layout of the room, taking into account pillar positions,

door positions etc. The solution can also be designed for varying load capacities ranging from 500 kg/sqm to 1500 kg/sqm UDL.

The system consists of optimum sized modules and can be suited to match the total area on which the Mezzanine floor is required to be provided. The module size is designed to enable maximum area utilization under the Mezzanine floor. Column based Mezzanine system could be provided in standard heights ranging from 2.4m to 3m. Beyond 3m height, it has to be designed taking care of the additional stability requirements. Both single tier and two-tier systems can be provided depending on the height available which could almost double or triple your floor space.

FEATURES

Space Utilization - Godrej mezzanine floor helps you effectively utilize the height of the building, to meet your needs of increased space.

Ease of Assembly - Being a bolted structure, the system offers excellent interchangeability in tens of relocating it in future. Also it saves the hassle of obtaining legal permission from various Municipal Authorities unlike civil structure.

Modularity & Upgradeability - The modular construction enables easy expansion in future, by just adding on additional beams and columns, without the need for any welding at site.

Aesthetics - All the components are powder coated which make the system aesthetically appealing. Also pre-fabricated staircase and tubular railing suits the decor of the work/office area.

System can be integrated with suitable material handling equipment for carrying material to various tiers and accessory components:

Chutes: Inclined plane having guided passage where materials can be moved uni-directionally under gravity.

Freight Lifts/Vertical Reciprocating Conveyor (VRC): cost effective, safe, and easy way to move materials from one elevation to another.

Conveyors to move material in vertical or horizontal planes.

Pick to Light & Put to Light Digital Systems

APPLICATIONS

Warehouses, other industrial and commercial establishments where the useful area of the premises can be multiplied for use as:

Office space

Storage or work area

Supervision area etc.

Creating earmarked storage areas with either similar or dissimilar storage systems above and below the Mezzanine, for storage of items that needs to be segregated as fast moving/slow moving, finished goods/packing materials, palletized/non-palletized etc.

Frame Based Mezzanine System



Frame based Mezzanine floors, also known as “rack supported mezzanines” are versatile systems which serve dual purpose of shelving space on ground and flooring space on top. Besides in a frame based mezzanine floor, you have the flexibility of defining your storage and aisle spaces.

Frame based mezzanine floor system could be configured to suit the layout of the room, taking into account pillar positions, door positions etc. This system can be offered for various tiers and up to load bearing capacities of 1000 Kgs /Sqm UDL.

Frame based mezzanines can be offered with following flooring options:

- Steel
- Wooden
- Gratings
- Profile planks

FEATURES

Space Utilization - Godrej mezzanine floor helps you effectively utilize the height of the building, to meet your needs of increased space.

Ease of Assembly - Being a bolted structure, the system offers excellent interchangeability in tens of relocating it in future. Also it saves the hassle of obtaining legal permission from various Municipal Authorities unlike civil structure.

Modularity & Upgradeability - The modular construction enables easy expansion in future, by just adding on components, without the need for any welding at site.

Aesthetics - All the components are powder coated which make the system aesthetically appealing. Also pre-fabricated staircase and tubular railing suits the decor of the work/office area.

System can be integrated with suitable material handling equipment for carrying material to various tiers and accessory components:

Chutes: Inclined plane having guided passage where materials can be moved unidirectionally under gravity.

Freight Lifts/Vertical Reciprocating Conveyor (VRC): cost effective, safe, and easy way to move materials from one elevation to another.

Conveyors to move material in vertical or horizontal planes.

Pick to Light & Put to Light Digital Systems

APPLICATIONS

Warehouses, other industrial and commercial establishments where the useful area of the premises can be multiplied for use as:

Office space

Storage or work area

Supervision area etc.

Creating earmarked storage areas with either similar or dissimilar storage systems above and below the Mezzanine, for storage of items that needs to be segregated as fast moving/slow moving, finished goods/packing materials, palletized/non-palletized etc.

HEAVY DUTY SHELVING



HEAVY
DUTY
SHELVING



ABOUT HEAVY DUTY SHELVING

- § Storage System following “man-to-goods” principle
- § Shelving with frames and cross beam construction.
- § Suitable for medium/heavy load which can be easily handled & lifted by man
- § Optimal when SKUs are unitized in bins, cartons & discretely on shelves
- § Designed as per International Standards



HEAVY
DUTY
SHELVING

What can be stored on Heavy Duty Shelving

ONE OF THESE CAN BE YOUR PRODUCT



Cartons



Electric Wire Rolls



Beverages



Bins



Heavy Tool Boxes & Parts

and many more....

RANGE



Specifications

Rack Width I/I (in mm) 1000 to 4000
(100 mm pitch)

Rack Depth O/O(in mm) 500 & 3000
(50 mm pitch)

Load per Level(UDL) Up to 4000 kg

Rack Height(in mm) Upto 12000

No. of Loading Levels Minimum 2

RANGE WITH EXPRESS DELIVERY



Specifications



Rack Width I/I (in mm)	1400, 2300 & 2700
Rack Depth O/O (in mm)	800 & 1000
Load per Level (UDL)	Up to 2000 kg
Rack Height (in mm)	From 2200 to 3000
No. of Loading Levels	Minimum 2
Max Load per Rack	9000 kg @ max USL of 1500mm

Configurations of Heavy Duty Shelving



SINGLE TIER CONFIGURATION
HEAVY DUTY SHELVING SYSTEM

MOST SUITED FOR
LOW HEIGHT
APPLICATIONS


HI-RISE CONFIGURATION

HEAVY DUTY SHELVING SYSTEM


MOST SUITED FOR
ORDER PICKING
APPLICATIONS
WITH TURRET
PICKER

PIVOTAL ELEMENTS OF HEAVY DUTY SHELVING

DECKING - PANELS



6 Bend Panel





4 Bend Panel

- 4 bend and 6 bend Steel Panel Decking
- Steel Panels assembled over beams.
- Manufactured from Roll Forming process

PIVOTAL ELEMENTS OF HEAVY DUTY SHELVING

DECKING – WIRE MESH



- Manufactured using wired mesh having welded tubular stiffeners
- Better Ventilation
- Enables sprinkler water trickle down effect in rare occasion of fire emergency.
- Provides better illumination in warehouse




MULTI-TIER CONFIGURATION
HEAVY DUTY SHELVING SYSTEM

MOST SUITED FOR
MODERN
WAREHOUSE
APPLICATIONS

MULTI TIER ELEMENTS OF HEAVY DUTY SHELVING

WALKWAYS



HOLE TYPE



SLOT TYPE



GRATING TYPE

CONVEYORS



STRAIGHT CHUTE



SPIRAL CHUTE




VRC-PIT TYPE



VRC-RAMP TYPE

STAIRCASES



- Embossed Steps for better grip
- Inclination of 36 deg as per International standards

TESTED FOR EXTREME CONDITIONS



COMPRESSION
TEST

PANEL LOAD TEST

JOINT STIFFNESS
TEST

BEAM DEFLECTION
TEST

ALL TEST COMPLIANT WITH *SEMA/FEM 10.2.06*

TEST LAB ACCREDITED BY *ANNA UNIVERSITY*



BENEFITS

- § Scalability: Can be scaled up vertically and horizontally to optimize storage space
- § Adaptability: Adjustable loading levels for dynamic business needs
- § Versatile: Wide range to meet your storage needs
- § Ergonomics: Designed as per International Standards for safe & ergonomic operation
- § Reliable: Components tested for durability at world class lab

DESIGNED AS PER INTERNATIONAL STANDARDS

Code of Practice

Description



FEM 10.2.06

Code of practice for design of hand loaded static steel shelving system.



SEMA

Code of practice for the design of High and Low Rise Static steel shelving.

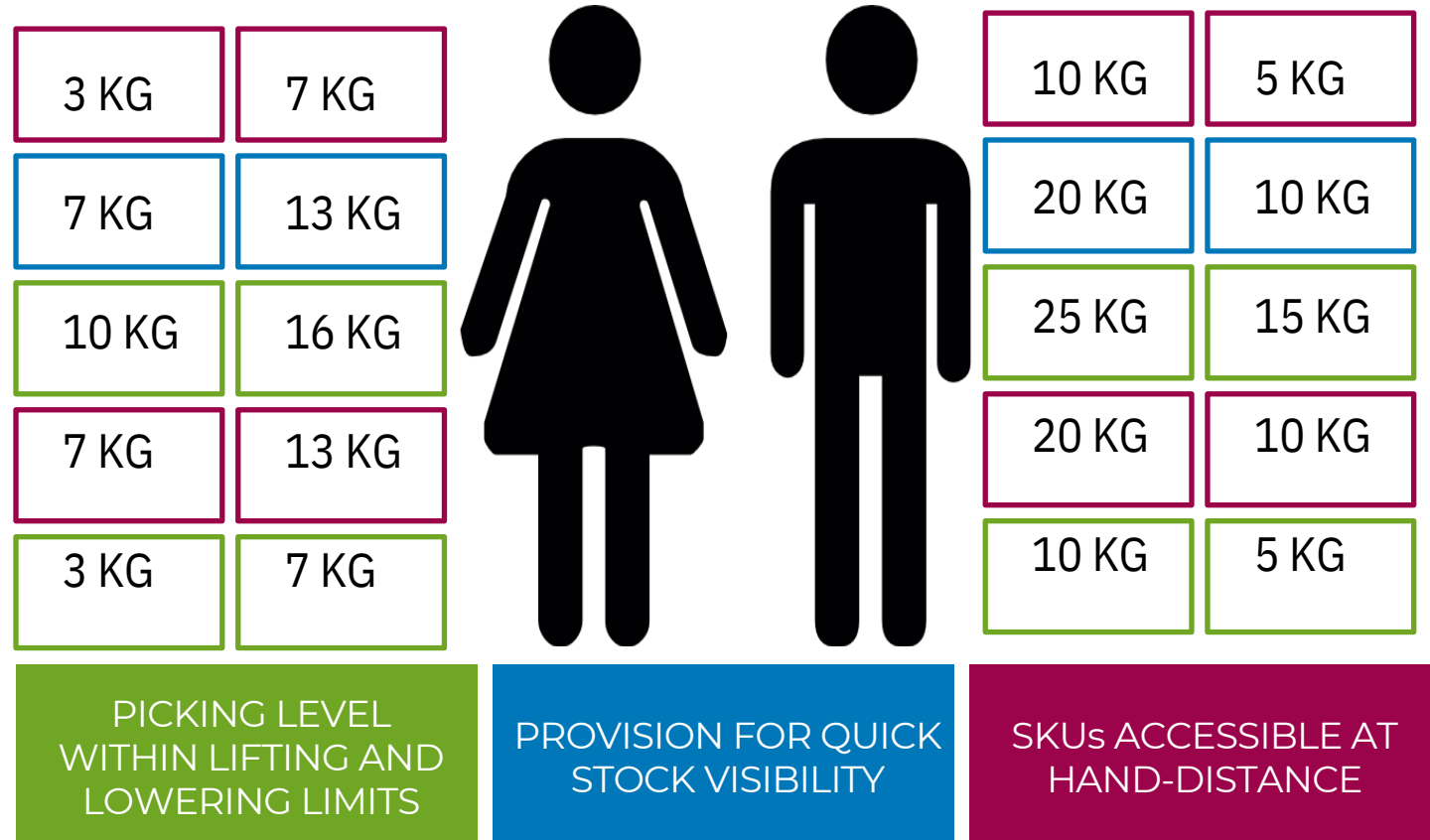


BS: 5950 (V): 1998

Code of practice for design of cold formed thin gauge sections.

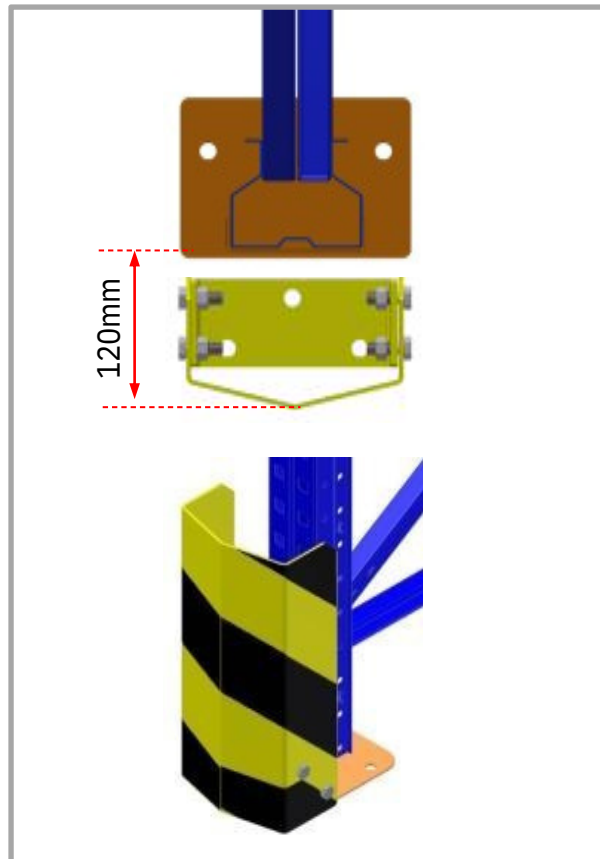
REDUCING OPERATOR FATIGUE WITH OUR DESIGN

§ RECOMMENDATION AS PER CODE (FEM 10.2.06 - PART1)



ENSURING SAFE WAREHOUSING PRACTICES

Capable for impact load of 400Joule as per SEMA/FEM/EN 15512



All signages as per EN 15635:2008

SAFETY PRECAUTIONS	
	<ul style="list-style-type: none">#. RESPECT THE SAFETY REGULATIONS.#. DO NOT CLIMB RACKING.
	<ul style="list-style-type: none">#. ONLY USE PALLETS IN GOOD CONDITION.#. FOLLOW THE UNIT LOAD HANDLING INSTRUCTIONS.#. DO NOT OVER LOAD THE SYSTEM.
	<ul style="list-style-type: none">#. CONDUCT REGULAR INSPECTION TO CHECK FOR:<ul style="list-style-type: none">- CORRECT APPLICATION AND USE.- LOADS WITHIN ALLOWABLE SAFE LIMITS.- ACCIDENTAL DAMAGE TO (OR) DISLODGE MENT OF STRUCTURE COMPONENTS.
	<ul style="list-style-type: none">#. DO NOT CONTINUE TO WORK WITH DAMAGED COMPONENTS.#. DO NOT ALTER RACK CONFIGURATION OR TRUCK WITHOUT CHECKING TECHNICAL INFORMATION OR OBTAINING APPROVAL FROM THE SUPPLIER.#. DO NOT PLACE THE MATERIAL WITH AN IMPACT.
	<ul style="list-style-type: none">#. IF IN DOUBT, ALWAYS CONTACT SUPPLIER.
 STORAGE SOLUTIONS	
<small>Godrej & Boyce Mfg Co Ltd. No. 1, SECTOR 13, Gurgaon, Haryana India. Phone: 01244824444, Fax: 01244824455</small>	

EMINENT BRANDS WHO TRUST US!



and many more....

Thank
You



BOLTLESS SHELVING





BOLTLESS
SHELVING



ABOUT BOLTLESS SHELVING

- § Optimal when SKUs are unitized in bins, cartons & discretely on shelves
- § Quick DIY system with construction enabled by bolt free snap-on clip
- § Multi purpose storage system with adjustable panels
- § Modular construction with main and add-on unit to scale up horizontally
- § Provision to scale up vertically using multi-tier walkway to utilize vertical space



BOLTLESS
SHELVING



BOLTLESS
SHELVING



BOLTLESS
SHELVING

ADVANCED RANGE

Godrej | STORAGE SOLUTIONS



INDUSTRY STANDARD



Godrej | STORAGE SOLUTIONS

ADVANCED RANGE



- VERY WIDE PANELS
•1300 mm
- HIGH LOAD CARRYING
•Up to 400 Kg UDL
- SLEAKEST PROFILE
•Up to 9 meters

INDUSTRY STANDARD



- PANEL WIDTH
•900 mm
- LOAD CARRYING
•Up to 100 Kg UDL
- UPRIGHT PROFILE
•Up to 9 meters

ADVANCED RANGE



Specifications	
Shelf Width I/I (in mm)	900 to 1300 (with 50mm pitch)
Shelf Depth O/O (in mm)	300 to 600 (with 50 mm pitch)
Load per Shelf (UDL)	Up to 400 Kg
G50 Upright Height (in mm)	Up to 3000
G55 Upright Height (in mm)	Up to 9000
Cladding	Back & Side

RANGE WITH EXPRESS DELIVERY



Specifications



Rack Width I/I(in mm)	1300
Rack Depth O/O(in mm)	400, 500 and 600
Load per Level (UDL)	Up to 150 Kg
Upright Height(in mm)	1895, 2195 and 2495
No. of Levels	Limited to max load per rack
Cladding	Back & Side



What can be stored on Boltless Shelving

ONE SHELVING, MANY APPLICATIONS!



OFFICE STORAGE

ARCHIVE STORAGE

MAINTENANCE STORES

ENGINEERING STORES

SMALL DISTRIBUTION CENTRES



ELECTRICAL RETAIL STORES



LAST MILE DELIVERY CENTRE



FOOD & BEVERAGES STORAGE

RETAIL STORES

PHARMACEUTICAL SHOPS



SMALL PARTS & FASTENERS

AUTO GARAGE

SUPERMARKET



HOSPITAL UTILITIES



FRONT END DISPLAY- FOOD & BEVERAGE

ONE OF THESE CAN BE YOUR PRODUCT



Boxes



Files & Books



Linen



Spare Parts



Bins



Apparels

and many more....

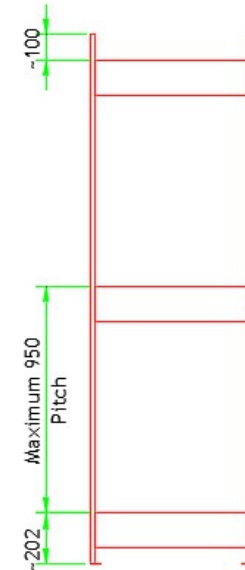
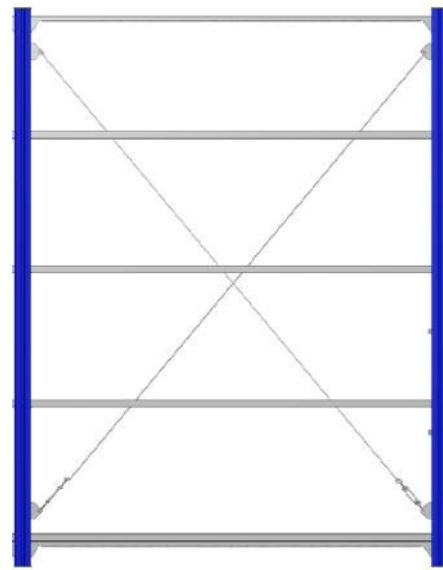
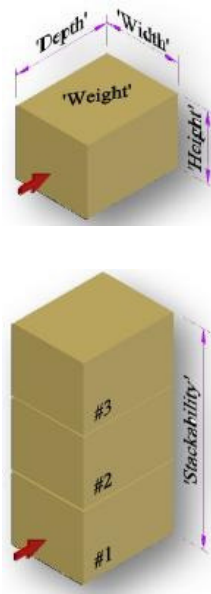


Let us configure a
simple shelving system

CONFIGURING - SHELVING SYSTEM

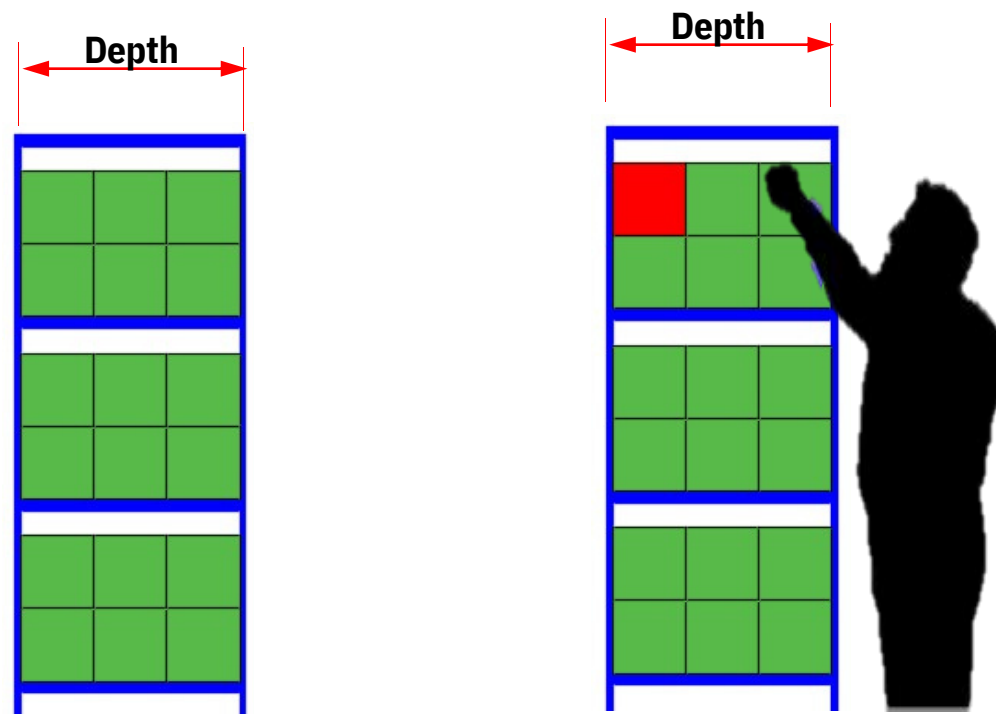
- Based on the width, depth, height, weight and stack ability of the SKU we can configure rack width, depth and level to level of the system.
- Number of wide and the clearances between the SKU's we can arrive the Width of the system

§Recommended Clearance : Horizontal clearance 25 mm; Top clearance : 50 mm



CONFIGURING - SHELVING SYSTEM

- § Based on SKU depth, we can keep one or more SKU's.
- § Care should be taken so that the accessibility of the last deep SKU in last level is taken care.



BOLTLESS SHELVING SYSTEM
POST INSTALLATION




UNIQUE FEATURES



Closed indigenous T-profile upright facilitating near zero gap on sides



Design registration awarded 14 bend roll formed panel has higher load carrying capacity



Provision for slip-on stiffeners to enhance the load carrying capacity



Snap-on clips enables easy and quick adjustability of panels

TESTED FOR EXTREME CONDITIONS



COMPRESSION TEST



PANEL LOAD TEST



SHELF CLIP TEST

ALL TEST COMPLIANT WITH *SEMA/FEM 10.2.06*

TEST LAB ACCREDITED BY *ANNA UNIVERSITY*



BENEFITS

- § Scalability: Can be scaled up vertically and horizontally to optimize storage space
- § Adaptability: Adjustable loading levels for dynamic business needs
- § Versatile: Wide range to meet your storage needs
- § Ergonomics: Designed as per International Standards for safe & ergonomic operation
- § Reliable: Components tested for durability at world class lab

DESIGNED AS PER INTERNATIONAL STANDARDS

Code of Practice

Description



FEM 10.2.06

Code of practice for design of hand loaded static steel shelving system.



SEMA

Code of practice for the design of High and Low Rise Static steel shelving.

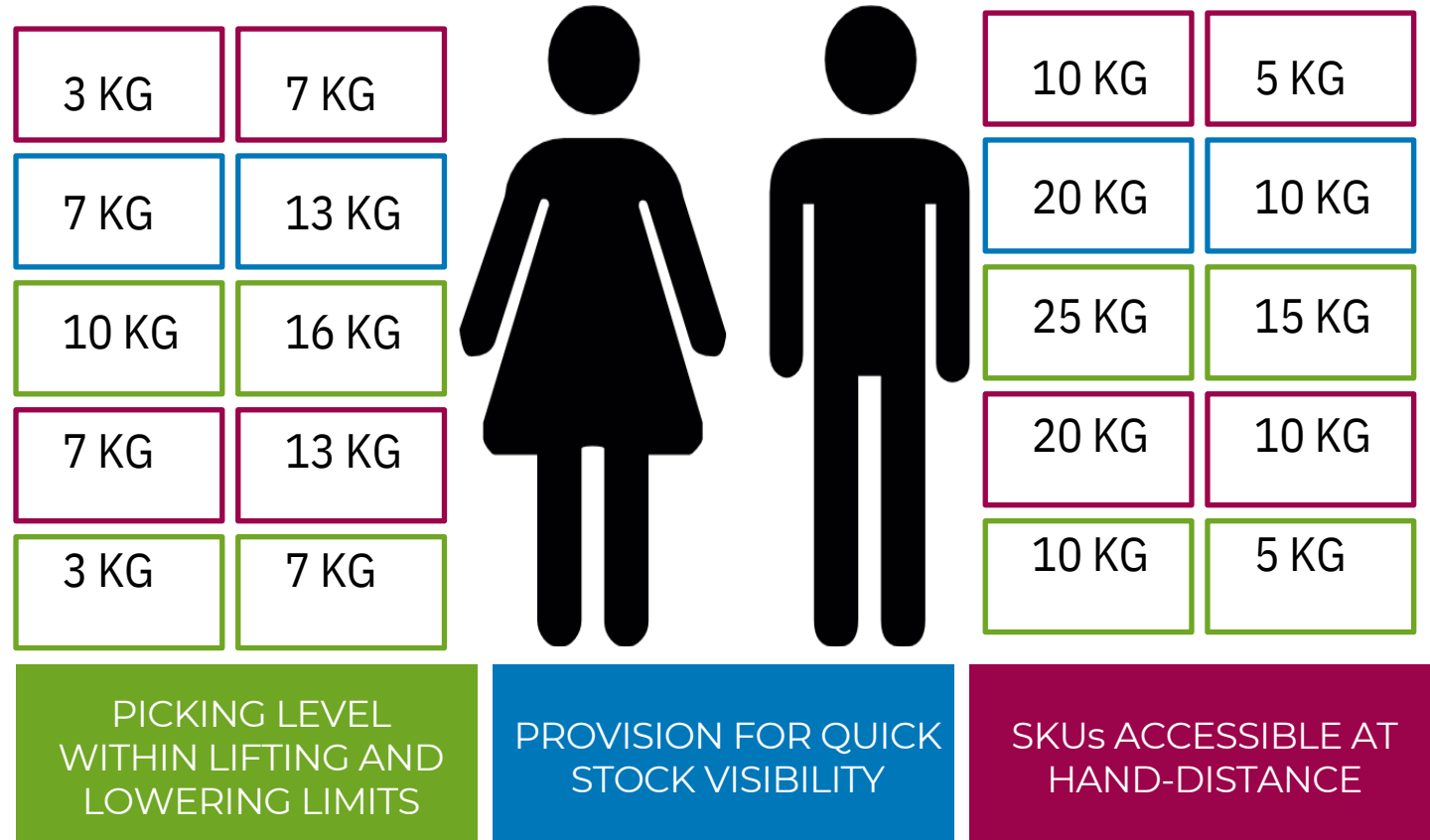


BS: 5950 (V): 1998

Code of practice for design of cold formed thin gauge sections.

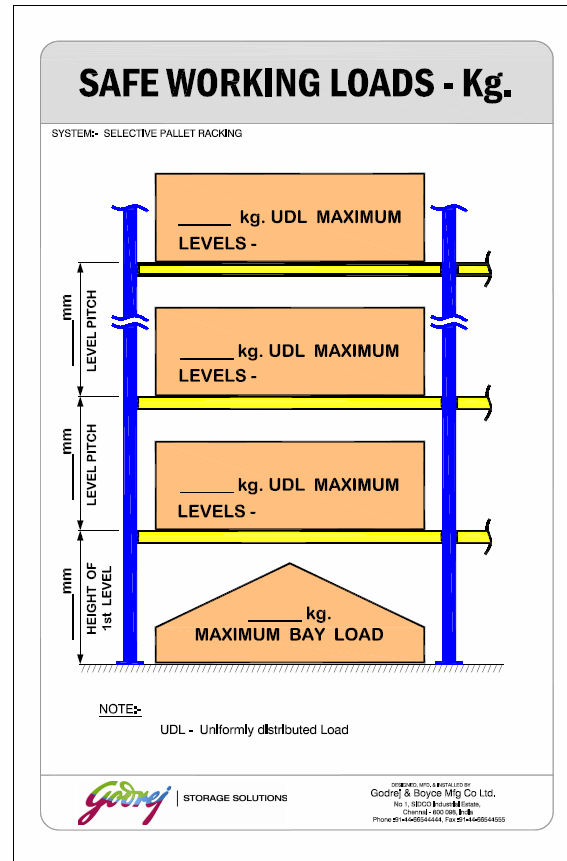
REDUCING OPERATOR FATIGUE WITH OUR DESIGN

§ RECOMMENDATION AS PER CODE (FEM 10.2.06 - PART1)



ENSURING SAFE WAREHOUSING PRACTICES

All safety signages are designed and installed as per
EN 15635:2008



SAFETY PRECAUTIONS

-  #. RESPECT THE SAFETY REGULATIONS.
#. DO NOT CLIMB RACKING.
-  #. ONLY USE PALLETS IN GOOD CONDITION.
#. FOLLOW THE UNIT LOAD HANDLING INSTRUCTIONS.
#. DO NOT OVER LOAD THE SYSTEM.
-  #. CONDUCT REGULAR INSPECTION TO CHECK FOR:
- CORRECT APPLICATION AND USE.
- LOADS WITHIN ALLOWABLE SAFE LIMITS.
- ACCIDENTAL DAMAGE TO (OR) DISLODGE-
MENT OF STRUCTURE COMPONENTS.
-  #. DO NOT CONTINUE TO WORK WITH DAMAGED COMPONENTS.
#. DO NOT ALTER RACK CONFIGURATION OR TRUCK WITHOUT CHECKING TECHNICAL INFORMATION OR OBTAINING APPROVAL FROM THE SUPPLIER.
#. DO NOT PLACE THE MATERIAL WITH AN IMPACT.
-  #. IF IN DOUBT, ALWAYS CONTACT SUPPLIER.

Godrej | STORAGE SOLUTIONS
REGD. NO. 15/11/2011/2011
 Godrej & Boyce Mfg Co Ltd,
 No. 1, SECTOR 10, INDUSTRIAL ESTATE,
 CHANDLER ROAD, B-1,
 PHASE II, CHANDLER ROAD, P.O. BOX 440004, CHANDLER ROAD, B-1,
 PHASE II, CHANDLER ROAD, P.O. BOX 440004

EMINENT BRANDS WHO TRUST US!



and many more....

Thank
You



QUICK RESPONSE. QUICK SOLUTION. QUICK EXECUTION

BOLTLESS SHELVING

Contemporary bolt free modular shelving system for multiple light load applications



Upright Height (mm)	Panel Depth (mm)	Panel Width (mm)	Load/Shelf Upto (kg)
1895, 2195 & 2495	400	1300	150
	500		
	600		

**Cladded and non-cladded options are available

MOBISTACK NEO

Modern compact mobile shelving system for space optimization




System Height (mm)	System config (mm)	System Depth (mm)	Load/Shelf Upto (kg)
2100 & 2400	LD2, LD3, LD2A	300	90 kg (300 deep)
		400	80 kg (400 deep)

LONGSPAN SHELVING

A versatile shelving system for storing long & odd size items.

Upright Height (mm)	Frame Depth (mm)	Beam Span (mm)	Load/Level Upto (kg)
2200, 2500, 2800 & 3200	600 & 900	1800	540
		2200	540
		2600	455



SELECTIVE PALLET RACKING

High rise racking system for storing palletized loads.

Upright Height (mm)	Frame Depth (mm)	Beam Span (mm)	Load/Level Upto (kg)
3300, 4400, 5400 & 6500	800 & 1000	2300	2000
		2700	3000
		1400	1000



** Additional accessories
Row guard | Column guard | Pallet stoppers

HEAVY DUTY SHELVING

Adaptable shelving system for heavy load applications.



Upright Height (mm)	Frame Depth (mm)	Beam Span (mm)	Load/Level Upto (kg)
2200 & 2800	800 & 1000	2300	1000
		2700	1000
		1400	500

MULTIFLEX SHELVING

Conventional slotted angle flexible shelving system.

System Height (mm)	Panel Width (mm)	Panel Depth (mm)	Load/Shelf Upto (kg)
1829 (6ft), 2134 (7ft) & 2438 (8ft)	905	371	100kg (371)
		448	140kg (448)
		600	125kg (600)

**Cladded and non-cladded options are available

