

STORAGE

Aisle & Back Storage

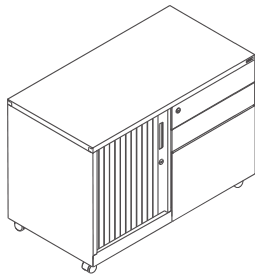
Godrej interio®



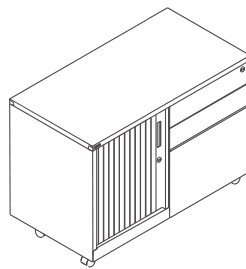
Features:

- A complete knock-down construction with adjustable shelf, Mobile Caddy can have a TDU+RH Drawer or TDU+LH Drawer configuration as required
- It enables customized arrangements for every work situation, making it ideal for team and project work requirements
- It has lockable casters for outer body and anti-tilt caster for pedestal, ensuring flexibility and overall stability
- Maximizes storage space in user's reach with its full drawer accessibility with one box drawer having removable stationery tray

Line Diagram



Mobile Caddy LH



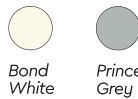
Mobile Caddy RH

Specification

Model	Length	Depth	Height
Caddy	105	47.20	64

All sizes in CM

Colour Swatch



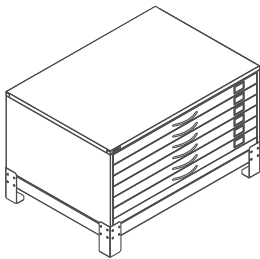
STORAGE/Aisle and Back Storage/**Horizontal Plan Filing Cabinets (HPFC)**



Features:

- An ideal architectural storage solution that helps store drawing/plan files laterally
- 6 drawers with ample storage and label holders for each
- Stand with clearance of 125mm facilitates easy floor cleaning
- Complete Knock-down construction with Pop rivets

Line Diagram



Horizontal Plan File Cabinet

Specification

Model	Length	Depth	Height
HPFC	137.50	96	85.60

All sizes in CM

Colour Swatch



Bond
White



Prince
Grey

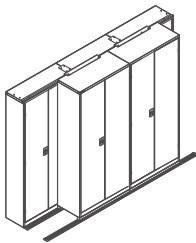
STORAGE/Aisle and Back Storage/**Lateral Compactors**



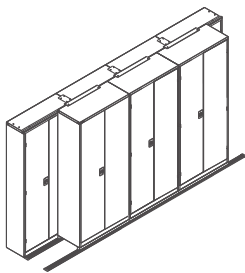
Features:

- A unique idea for high density storage in offices with limited space
- Unique and innovative fitting style ensures quick access to multiple layers of storage of upto 80 kg per shelf
- Unique channel track design that comes with bottom mounted aluminum rails and anti-tip mechanism that connects both rows on top ensuring safe shelving units
- Since not much of aisle space is required, floor space utilization is maximized
- Complete Knock-down construction with Pop rivets
- Available in 3+2, 4+3, 5+4 configurations in Bond White and Prince Grey

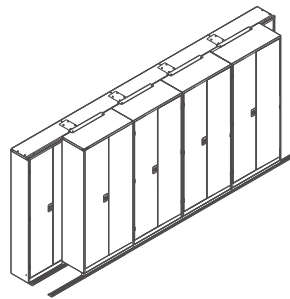
Line Diagram



Lateral Optimizer $3/2$



Lateral Optimizer $4/3$



Lateral Optimizer $5/4$

Colour Switch



Bond
White



Prince
Grey



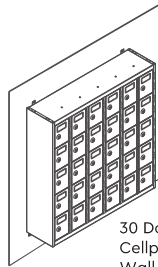
STORAGE/Aisle and Back Storage/Cell Phone Lockers



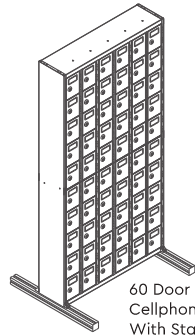
Features:

- Cell Phone Locker comes in variants of 30-door Wall Mounting and 60-door Wall Mounting/Standalone (with aluminum base) Options
- It is available in a fully assembled construction in Bond White and Prince Grey, with 180 degree door-opening for more convenience
- They are ideal when wall spaces are limited and can be used to store cell phone, wallets and other valuables carried for day-to-day use to schools, health clubs and work

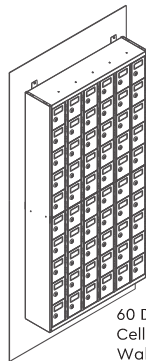
Line Diagram



30 Door
Cellphone Locker
Wall Mounting



60 Door
Cellphone Locker
With Stand



60 Door
Cellphone Locker
Wall Mounting

Specification

Model	Length	Depth	Height
30 Door Locker	90	22.50	93.30
60 Door Locker Wall Mounted	90	22.50	180
60 Door Locker Stand Fixed	94.50	56	184.50

All sizes in CM

Colour Swatch



Bond
White



Prince
Grey



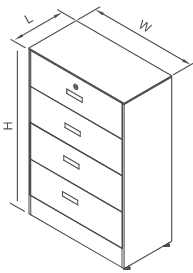
STORAGE/Aisle and Back Storage/Reserve



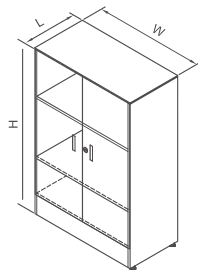
Features:

- Individual Units - can be used as aisle side storages and back units
- LH and RH Units - For seamless integration of multiple units and to give the combined configuration an elegant
- Shared Units - Used in between end units as required to create optimum storage spaces
- Options of base with Legs are provided to match Wish system and base with Skirting provided for seamless integration with Spacio+ and Stallion+ systems with back panel for mounting

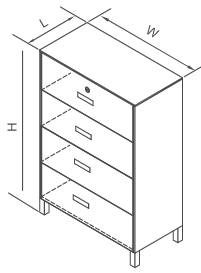
Line Diagram



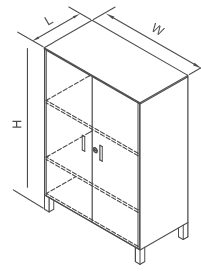
LFC with Skirting



HDU with Skirting



LFC with Legs



HDU with Legs

Specification

Model	Length	Depth	Height
HDU with Skirting	45/60/65/75/80/ 90/95/100/105/120	46	75/119/134.3
HDU with Legs	45/60/65/75/80/ 90/95/100/105/120	46	75/120/135.30
LFC with Skirting	75/80/90/95/100/105	46	75/119/134.3
LFC with Legs	75/80/90/95/100/105	46	75/120/135.30

All sizes in CM

Colour Swatch



Bond White
with Highland
Pine Top

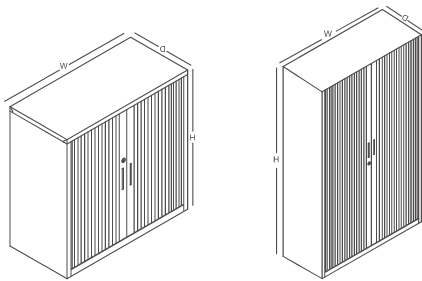


STORAGE/Aisle and Back Storage/**Tambour Door Unit**



- Doors roll inwards preventing blockage of space while in use
- Translucent double shutters provide aesthetic appeal
- Central locking for safety
- A wide range of accessories for different usage needs

Line Diagram



Specification

Model	Length	Depth	Height
TDU	75	47	69
	75	47	116.90
	90	47	69
	90	47	116.90
	90	47	200
	120	47	69
	120	47	116.90
	120	47	200

All sizes in CM

Colour Swatch



Bond White Body with White Translucent Shutters



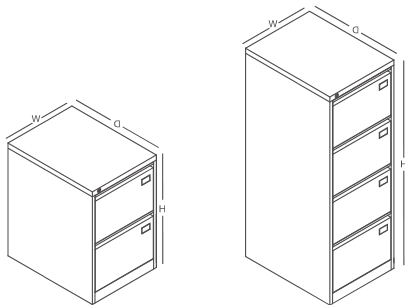


STORAGE/Aisle and Back Storage/**Vertical Filing Cabinet**



- Smooth drawer movement with precision telescopic slider mechanism
- An anti-rebound mechanism to prevent the drawer from coming out after it is pushed in
- An anti-tipping mechanism that allows only one drawer to be opened at a time to prevent toppling over of the cabinet

Line Diagram



Specification

Model	Length	Depth	Height
2 Drawer VFC	47	62	71
4 Drawer VFC	47	62	132

All sizes in CM

Colour Swatch



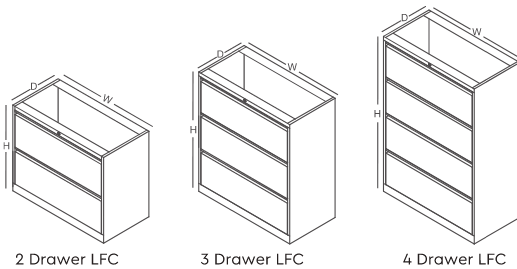
Cabinet



Features:

- These are ideally suitable for aisle space. It comes with anti-tipping & anti-rebound mechanism to ensure safety of user
- Options of 2, 3 & 4 drawers & availability in different sizes provide ample choice as per requirement
- Its minimalistic & sturdy, enabling easy access to all content/files at one go
- Ease in identification of files with more storage

Line Diagram



Specification

Model	Length	Depth	Height
2 Drawer LFC (with Laminate Top)	75	45	712.50
	90	45	712.50
	105	45	712.50
3 Drawer LFC (with Laminate Top)	90	45	1017.50
4 Drawer LFC (with Laminate Top)	90	45	1322.50
2 Drawer LFC (with Metal Top)	75	45	712.50
	90	45	712.50
	105	45	712.50
3 Drawer LFC (with Metal Top)	90	45	1017.50
4 Drawer LFC (with Metal Top)	90	45	1322.50

All sizes in CM

Colour Swatch



Prince Grey



Snowbell Grey



Bond White



Prince Grey with Silver Grey Top



Snowbell Grey with Silver Grey Top



Bond White with Highland Pine Top



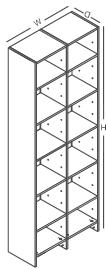
STORAGE/Aisle and Back Storage/Pigeon Hole



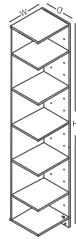
Features:

- Pigeon Holes helps you organize your storage by compartmentalizing your mails, couriers, parcels etc.
- It is a real boon in the communication room and mail room of schools and offices whether corporate or government

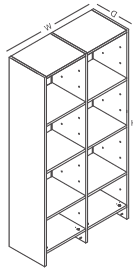
Line Diagram



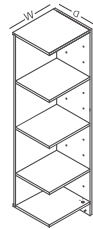
6' Main Module



6' Add-on Unit



4' Main Module



4' Add-on Unit

Specification

Model	Length	Depth	Height
6 Feet Main	58.20	40	180
6 Feet Add-on	26.40	40	180
Internal Dimensions of 1 Compartment	26.40	40	27
4 Feet Main	58.20	40	120
4 Feet Add-on	26.40	40	120
Internal Dimensions of 1 Compartment	26.40	40	27

All sizes in CM

Colour Swatch



Modish
Oak



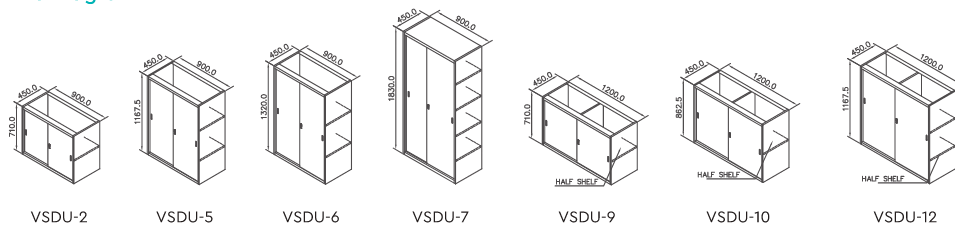
STORAGE/Aisle and Back Storage/Sliding Door Unit



Features:

- Sliding door construction saves aisle space - ships knocked down
- Storage flexibility achieved through use of adjustable shelves
- Aesthetically appealing snap-on die-cast lock for security
- Plastic roller with steel ball bearings for smoother door movement
- Option of wooden and metal top for low height units

Line Diagram



Specification

Model	Length	Depth	Height
VSDU With Metal Top 2	90	45	71
VSDU With Metal Top 5	90	45	1167.50
VSDU With Metal Top 6	90	45	132
VSDU With Metal Top 7	90	45	183
VSDU With Metal Top 9	120	45	71
VSDU With Metal Top 10	120	45	862.50
VSDU With Metal Top 12	120	45	1167.50
VSDU With Laminate Top 2	90	45	73.50
VSDU With Laminate Top 5	90	45	1192.50
VSDU With Laminate Top 6	90	45	134.50
VSDU With Laminate Top 9	120	45	73.50
VSDU With Laminate Top 10	120	45	887.50
VSDU With Laminate Top 12	120	45	1192.50

All sizes in CM

Colour Swatch





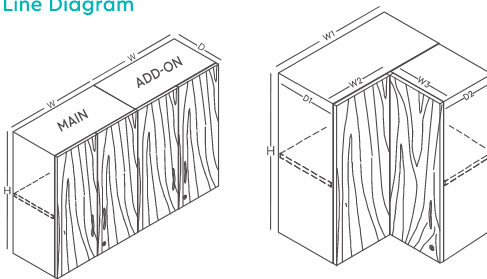
STORAGE/Aisle and Back Storage/**Store Up**



Features:

- **OPTIMIZED STORAGE SPACE:** This aesthetically appealing, hassle-free and ergonomically designed storage unit makes optimum utilization of your office storage space and exploits your space's true potential
- **CORNER STORAGE:** Store Up utilizes the corner spaces in your office which doubles your existing storage space and enables optimum utilization of your office's storage space
- **ENDLESS CONFIGURATION :** Store Up can be installed in an unending line up with no limit to the number of main plus add on bodies
- **STURDY UNIT:** Store Up is made of a sturdy metal carcass structure

Line Diagram



Specification

Model	Length	Depth	Height
Store Up	30	32.60	78.50
	45	32.60	78.50
	60	32.60	78.50
	80	32.60	78.50
	90	32.60	78.50
W1	60	32.60	78.50
W2	31	-	-
W3	30	-	-

All sizes in CM

Colour Swatch



INTRODUCING RESERVE



Contemporary Office Storage Solution



Multiple Possibilities

Individual HDU



Multiple Possibilities

LH + Shared + RH LFC



Multiple Possibilities

LH + Shared + RH HDU



Multiple Possibilities

LH + RH HDU



Multiple Possibilities

Common panel with worktop mounting
LH and Shared HDU + RH LFC



Multiple Possibilities

LH + RH HDU



Multiple Possibilities

Individual HDU

